



ADP National Employment Report: Private Sector Employment Decreased by 123,000 Jobs in December

ROSELAND, N.J. – January 6, 2021 – Private sector employment decreased by 123,000 jobs from November to December according to the December [ADP National Employment Report](#)[®]. Broadly distributed to the public each month, free of charge, the *ADP National Employment Report* is produced by the ADP Research Institute[®] in collaboration with Moody’s Analytics. The report, which is derived from ADP’s actual payroll data, measures the change in total nonfarm private employment each month on a seasonally-adjusted basis.

December 2020 Report Highlights*

View the *ADP National Employment Report* Infographic at www.adpemploymentreport.com.

Total U.S. Nonfarm Private Employment: -123,000

By Company Size

- **Small businesses: -13,000**
 - 1-19 employees -16,000
 - 20-49 employees 3,000
- **Medium businesses: 37,000**
 - 50-499 employees 37,000
- **Large businesses: -147,000**
 - 500-999 employees 22,000
 - 1,000+ employees -169,000

By Sector

- **Goods-producing: -18,000**
 - Natural resources/mining 0
 - Construction 3,000
 - Manufacturing -21,000
- **Service-providing: -105,000**
 - Trade/transportation/utilities -50,000
 - Information -6,000
 - Financial activities 2,000
 - Professional/business services 12,000
 - Professional/technical services 5,000
 - Management of companies/enterprises 0
 - Administrative/support services 7,000
 - Education/health services 8,000
 - Health care/social assistance 9,000
 - Education -1,000
 - Leisure/hospitality -58,000
 - Other services -12,000

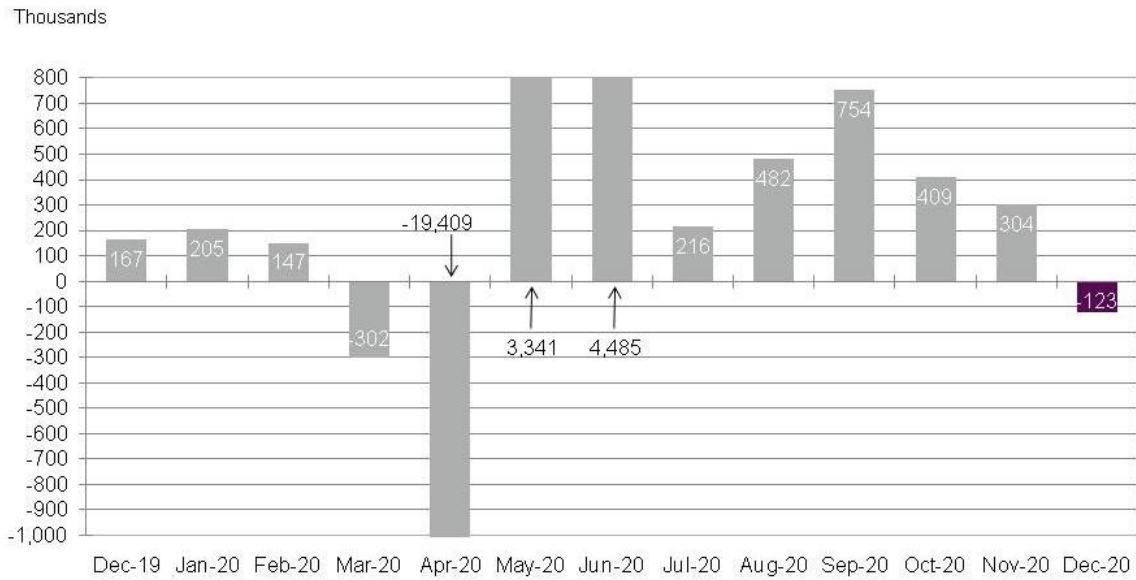
* Sum of components may not equal total, due to rounding.

- **Franchise Employment****
 - Franchise jobs -5,300

**Complete details on franchise employment can be found [here](#).

“As the impact of the pandemic on the labor market intensifies, December posted the first decline since April 2020,” said Ahu Yildirmaz, vice president and co-head of the ADP Research Institute. “The job losses were primarily concentrated in retail and leisure and hospitality.”

Chart 1. Change in Total Nonfarm Private Employment



Sources: ADP Research Institute®

Chart 2. Historical Trend – Change in Total Nonfarm Private Employment



Sources: ADP Research Institute®, Bureau of Labor Statistics (BLS)

Chart 3. Change in Nonfarm Private Employment by Industry

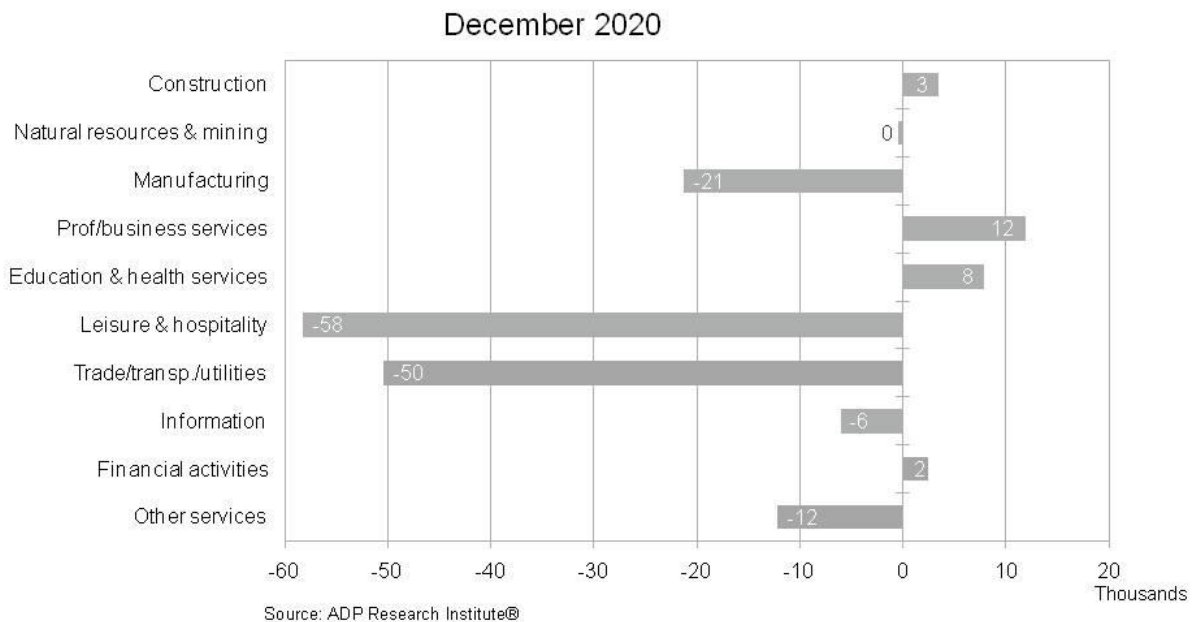
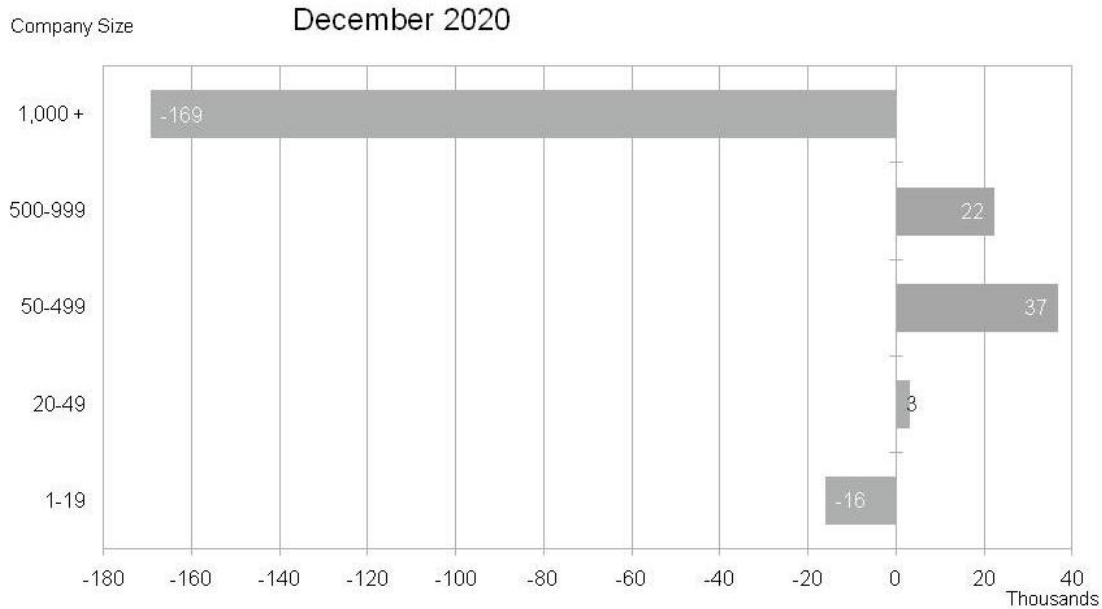


Chart 4. Change in Nonfarm Private Employment by Company Size



Note: All size data included in the ADP National Employment Report is based on size of business, defined as an entity with a unique Employer Identification Number, which may include multiple establishments. Sum of components may not equal total due to rounding.

The matched sample used to develop the *ADP National Employment Report* was derived from ADP payroll data, which represents 460,000 U.S. clients employing nearly 26 million workers in the U.S. The November total of jobs added was revised from 307,000 to 304,000.

To obtain additional information about the *ADP National Employment Report*, including additional charts, supporting data and the schedule of future release dates, or to subscribe to the monthly email alerts and RSS feeds, please visit www.adpemploymentreport.com.

The January 2021 *ADP National Employment Report* will be released at 8:15 a.m. ET on February 3, 2021.

About the *ADP National Employment Report*®

The *ADP National Employment Report*® is a monthly measure of the change in total U.S. nonfarm private employment derived from actual, anonymous payroll data of client companies served by ADP®, a leading provider of human capital management solutions. The report, which measures nearly 26 million U.S. workers, is produced by the ADP Research Institute®, a specialized group within the company that provides insights around employment trends and workforce strategy, in collaboration with Moody's Analytics, Inc.

Each month, ADP Research Institute issues the *ADP National Employment Report* as part of the company's commitment to adding deeper insights into the U.S. labor market and providing businesses, governments and others with a source of credible and valuable information. The *ADP National Employment Report* is broadly distributed to the public each month, free of charge.

The data for this report is collected for pay periods that can be interpolated to include the week of the 12th of each month, and processed with statistical methodologies similar to those used by the U.S. Bureau of Labor Statistics to compute employment from its monthly survey of establishments. Due to this processing, this subset is modified to make it indicative of national employment levels; therefore, the resulting employment changes computed for the *ADP National Employment Report* are not representative of changes in ADP's total base of U.S. business clients.

For a description of the underlying data and the statistical model used to create this report, please see the [ADP National Employment Report: Development Methodology](#).

About the ADP Research Institute

The mission of the ADP Research Institute is to generate data-driven discoveries about the world of work, and to derive reliable economic indicators from these insights. We offer these findings to the world at large as our unique contribution to making the world of work better and more productive, and to bring greater awareness to the economy at large.

About Moody's Analytics

Moody's Analytics provides financial intelligence and analytical tools to help business leaders make better, faster decisions. Our deep risk expertise, expansive information resources, and innovative application of technology help our clients confidently navigate an evolving marketplace. We are known for our industry-leading and award-winning solutions, made up of research, data, software, and professional services, assembled to deliver a seamless customer experience. We create confidence in thousands of organizations worldwide, with our commitment to excellence, open mindset approach, and focus on meeting customer needs.

About ADP (NASDAQ – ADP)

Designing better ways to work through cutting-edge products, premium services and exceptional experiences that enable people to reach their full potential. HR, Talent, Time Management, Benefits and Payroll. Informed by data and designed for people. Learn more at [ADP.com](#)

ADP, the ADP logo, and Always Designing for People, ADP National Employment Report, ADP Small Business Report, ADP National Franchise Report, and ADP Research Institute are registered trademarks of ADP, Inc. All other marks are the property of their respective owners.

Copyright © 2021 ADP, Inc. All rights reserved.

ADP-Media

Media Contact:

Joanna DiNizio
ADP, Inc.
(973) 369-8167
joanna.dinizio@adp.com